


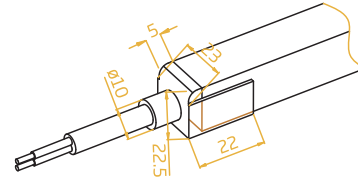
## Silicone Injection-moulded Connector IP68

## DATASHEET SPECIFICATIONS

### Silicone Injection-moulded Front Connector-End



FXN - 2222 - C - SIM - FE

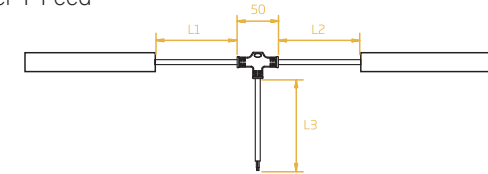


### Silicone Injection-moulded Middle Connector & Power T-Feed



FXN - 2222 - C - SIM - TF

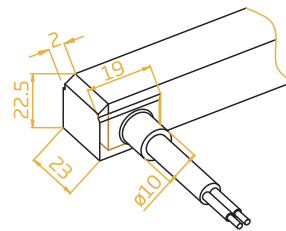
L1 and L2 available in 300mm.  
L3 available in 300mm/1000mm/3000mm.



### Silicone Injection-moulded Front Connector-Side




FXN - 2222 - C - SIM - FS



#### Note:

1. Unless otherwise stated, the tolerance of the connector is  $\pm 0.5\text{mm}$ ;
2. To avoid damage from excessive force on cable joint, please keep at least 60mm of cable ahead in the natural state.

### Anti-wicking Ferrule

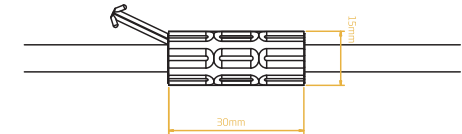


The anti-wicking ferrule is located at 115mm ( $\pm 10\text{mm}$  tolerance) from the connector on the cable.

For protection against water ingress from inside of cable wire and hence damage the light.

#### Note:

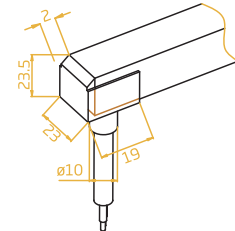
1. Unless otherwise stated, the tolerance is  $\pm 0.5\text{mm}$ .
2. The removal of anti-wicking ferrule will void the warranty if any water ingress caused by it.




### Silicone Injection-moulded Front Connector -Bottom



FXN - 2222 - C - SIM - FB



### Silicone Injection-moulded End Cap



FXN - 2222 - C - SIM - EC

